

GNL Series



● Features:

Coils encapsulated in heat-proof resin making high accurate dimensions and resistance to mechanical shock or pressure.

Lead-free material is used for the plating on the metal terminal, Which realize excellent connection reliability

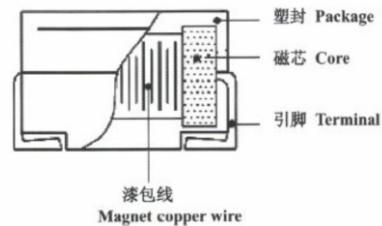
Products' shape and dimensions follow international standards and Available in various sizes

● Applications:

Computer and disk drivers and computer peripherals

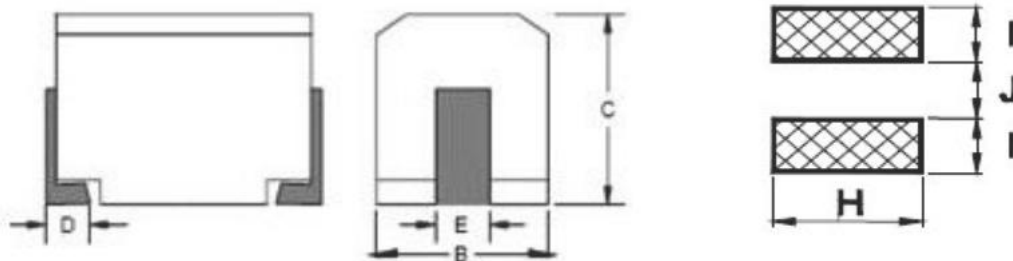
Communication such as mobile telephones facsimile machine

● STRUCTURE



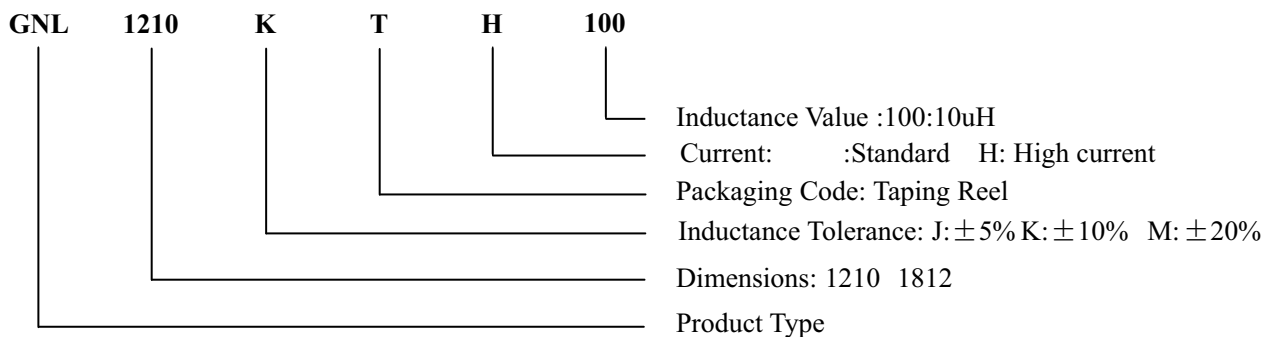
● Operating temperature -40°C~85°C

● Dimensions and Land Patterns. (UNIT: mm)



TYPE	A	B	C	D	E	H	I	J
GNL1210	3.2±0.3	2.5±0.2	3.2±0.2	0.6±0.2	1.0±0.2	2.0	1.2	1.6
GNL1812	4.5±0.3	3.2±0.2	3.2±0.2	1.0±0.2	1.2±0.2	2.0	1.5	3.0

● Part Numbering



Electrical characteristics List

GNL1210 Series -Standard

PART NO.	L (μ H)	Tolerance	LS、 Q (MHz)	Q Min	SRF Min(MHz)	RDC Max(Ω)	Ir Max(mA)
GNL1210□TR15	0.15	J,K,M	25.2	30	450	0.25	450
GNL1210□TR18	0.18	J,K,M	25.2	30	400	0.28	450
GNL1210□TR22	0.22	J,K,M	25.2	30	350	0.32	450
GNL1210□TR27	0.27	J,K,M	25.2	30	320	0.36	450
GNL1210□TR33	0.33	J,K,M	25.2	30	300	0.40	450
GNL1210□TR39	0.39	J,K,M	25.2	30	250	0.45	450
GNL1210□TR47	0.47	J,K,M	25.2	30	220	0.50	450
GNL1210□TR56	0.56	J,K,M	25.2	30	180	0.55	450
GNL1210□TR68	0.68	J,K,M	25.2	30	160	0.60	450
GNL1210□TR82	0.82	J,K,M	25.2	30	140	0.65	450
GNL1210□T1R0	1.0	J,K,M	7.96	30	120	0.70	400
GNL1210□T1R5	1.5	J,K,M	7.96	30	85	0.85	370
GNL1210□T1R8	1.8	J,K,M	7.96	30	80	0.90	350
GNL1210□T2R2	2.2	J,K,M	7.96	30	75	1.0	320
GNL1210□T2R7	2.7	J,K,M	7.96	30	70	1.1	290
GNL1210□T3R3	3.3	J,K,M	7.96	30	60	1.2	260
GNL1210□T3R9	3.9	J,K,M	7.96	30	55	1.3	250
GNL1210□T4R7	4.7	J,K,M	7.96	30	50	1.5	220
GNL1210□T5R6	5.6	J,K,M	7.96	30	45	1.6	200
GNL1210□T6R8	6.8	J,K,M	7.96	30	40	1.8	180
GNL1210□T8R2	8.2	J,K,M	7.96	30	35	2.0	170
GNL1210□T100	10	J,K,M	2.52	30	30	2.1	150
GNL1210□T150	15	J,K,M	2.52	30	20	2.8	130
GNL1210□T180	18	J,K,M	2.52	30	20	3.3	120
GNL1210□T220	22	J,K,M	2.52	30	20	3.7	110
GNL1210□T270	27	J,K,M	2.52	30	20	5.0	80
GNL1210□T330	33	J,K,M	2.52	30	17	5.6	70
GNL1210□T390	39	J,K,M	2.52	30	16	6.4	65
GNL1210□T470	47	J,K,M	2.52	30	15	7.0	60
GNL1210□T560	56	J,K,M	2.52	30	13	8.0	55
GNL1210□T680	68	J,K,M	2.52	30	12	9.0	50
GNL1210□T820	82	J,K,M	2.52	30	11	10	45
GNL1210□T101	100	J,K,M	0.796	20	10	10	40
GNL121□T121	120	J,K,M	0.796	20	10	11	70
GNL1210□T151	150	J,K,M	0.796	20	8	15	65
GNL1210□T181	180	J,K,M	0.796	20	7	17	60
GNL1210□T221	220	J,K,M	0.796	20	7	21	50

□表示为 J:±5%、K:±10%或者 M:±20%精度

Electrical characteristics List
GNL1812 Series -Standard

PART NO.	L (μ H)	Tolerance	LS、Q (MHz)	Q Min	SRF Min(MHz)	RDC Max(Ω)	Ir Max(mA)
GNL1812□TR22	0.22	J,K,M	25.2	40	200	0.25	665
GNL1812□TR33	0.33	J,K,M	25.2	40	165	0.28	605
GNL1812□TR47	0.47	J,K,M	25.2	40	145	0.32	545
GNL1812□TR56	0.56	J,K,M	25.2	40	140	0.36	520
GNL1812□TR68	0.68	J,K,M	25.2	40	135	0.40	500
GNL1812□TR82	0.82	J,K,M	25.2	40	130	0.45	475
GNL1812□T1R0	1.0	J,K,M	7.96	50	100	0.50	450
GNL1812□T1R8	1.8	J,K,M	7.96	50	60	0.65	390
GNL1812□T2R2	2.2	J,K,M	7.96	50	55	0.70	380
GNL1812□T2R7	2.7	J,K,M	7.96	50	50	0.75	370
GNL1812□T3R3	3.3	J,K,M	7.96	50	45	0.80	355
GNL1812□T3R9	3.9	J,K,M	7.96	50	40	0.90	330
GNL1812□T4R7	4.7	J,K,M	7.96	50	35	1.0	315
GNL1812□T5R6	5.6	J,K,M	7.96	50	33	1.1	300
GNL1812□T6R8	6.8	J,K,M	7.96	50	27	1.2	285
GNL1812□T8R2	8.2	J,K,M	7.96	50	25	1.4	270
GNL1812□T100	10	J,K,M	2.52	50	20	1.6	250
GNL1812□T150	15	J,K,M	2.52	50	17	2.5	200
GNL1812□T180	18	J,K,M	2.52	50	15	2.8	190
GNL1812□T220	22	J,K,M	2.52	50	13	3.2	180
GNL1812□T270	27	J,K,M	2.52	50	12	3.6	170
GNL1812□T330	33	J,K,M	2.52	50	11	4.0	160
GNL1812□T390	39	J,K,M	2.52	50	10	4.5	150
GNL1812□T470	47	J,K,M	2.52	50	10	5.0	140
GNL1812□T560	56	J,K,M	2.52	50	9.0	5.5	135
GNL1812□T680	68	J,K,M	2.52	50	9.0	6.0	130
GNL1812□T820	82	J,K,M	2.52	50	8.0	7.0	120
GNL1812□T101	100	J,K,M	0.796	40	8.0	8.0	110
GNL1812□T151	150	J,K,M	0.796	40	5.0	9.0	105
GNL1812□T181	180	J,K,M	0.796	40	5.0	9.5	102
GNL1812□T221	220	J,K,M	0.796	40	4.0	10	100
GNL1812□T271	270	J,K,M	0.796	40	4.0	12	92
GNL1812□T331	330	J,K,M	0.796	40	3.5	14	85
GNL1812□T391	390	J,K,M	0.796	40	3.0	16	80
GNL1812□T471	470	J,K,M	0.796	40	3.0	26	62
GNL1812□T561	560	J,K,M	0.796	30	3.0	30	50
GNL1812□T681	680	J,K,M	0.796	30	3.0	30	50
GNL1812□T821	820	J,K,M	0.796	30	2.5	35	30
GNL1812□T102	1000	J,K,M	0.252	30	2.5	40	30

□表示为 J:±5%、K:±10%或者 M:±20%精度

Electrical characteristics List

GNL1210 Series- High current

PART NO.	L (μ H)	Tolerance	LS、Q (MHz)	Q Min	SRF Min(MHz)	RDC Max(Ω)	Ir Max(mA)
GNL1210□TH1R0	1.0	J,K,M	7.96	10	100	0.18	950
GNL1210□TH1R5	1.5	J,K,M	7.96	10	80	0.24	800
GNL1210□TH2R2	2.2	J,K,M	7.96	10	65	0.29	700
GNL1210□TH3R3	3.3	J,K,M	7.96	10	55	0.35	570
GNL1210□TH4R7	4.7	J,K,M	7.96	10	45	0.44	500
GNL1210□TH6R8	6.8	J,K,M	7.96	10	35	0.59	410
GNL1210□TH100	10	J,K,M	2.52	15	28	0.79	350
GNL1210□TH150	15	J,K,M	2.52	15	25	1.23	280
GNL1210□TH220	22	J,K,M	2.52	15	20	2.22	240
GNL1210□TH330	33	J,K,M	2.52	15	15	4.25	200
GNL1210□TH390	39	J,K,M	2.52	15	14	2.97	180
GNL1210□TH470	47	J,K,M	2.52	15	13	4.76	170
GNL1210□TH680	68	J,K,M	2.52	15	10	6.16	140
GNL1210□TH820	82	J,K,M	2.52	15	9	7.04	120
GNL1210□TH101	100	J,K,M	0.796	15	8	8.14	110

GNL1812 Series - High current

PART NO.	L (μ H)	Tolerance	LS、Q (MHz)	Q Min	SRF Min(MHz)	RDC Max(Ω)	Ir Max(mA)
GNL1812□TH1R0	1.0	J,K,M	7.96	10	200	0.11	1050
GNL1812□TH1R5	1.5	J,K,M	7.96	10	130	0.15	950
GNL1812□TH2R2	2.2	J,K,M	7.96	10	80	0.18	850
GNL1812□TH3R3	3.3	J,K,M	7.96	10	45	0.22	750
GNL1812□TH4R7	4.7	J,K,M	7.96	10	35	0.27	650
GNL1812□TH5R6	5.6	J,K,M	7.96	10	30	0.30	650
GNL1812□TH6R8	6.8	J,K,M	7.96	10	28	0.35	600
GNL1812□TH100	10	J,K,M	2.52	10	22	0.50	550
GNL1812□TH150	15	J,K,M	2.52	10	20	0.70	450
GNL1812□TH180	18	J,K,M	2.52	10	19	0.80	400
GNL1812□TH220	22	J,K,M	2.52	10	18	0.90	370
GNL1812□TH330	33	J,K,M	2.52	10	14	1.4	300
GNL1812□TH390	39	J,K,M	2.52	10	12	1.6	280
GNL1812□TH470	47	J,K,M	2.52	10	11.5	1.9	260
GNL1812□TH560	56	J,K,M	2.52	10	11.0	2.2	240
GNL1812□TH680	68	J,K,M	2.52	10	10.0	2.6	220
GNL1812□TH820	82	J,K,M	2.52	10	9.0	3.5	200
GNL1812□TH101	100	J,K,M	0.796	20	8.0	4.0	180
GNL1812□TH151	150	J,K,M	0.796	20	7.0	6.5	140
GNL1812□TH181	180	J,K,M	0.796	20	6.5	7.5	120
GNL1812□TH221	220	J,K,M	0.796	20	5.5	9.0	120
GNL1812□TH271	270	J,K,M	0.796	20	5.0	11	100
GNL1812□TH331	330	J,K,M	0.796	20	4.0	13	90

□表示为 J:±5%、K:±10%或者 M:±20%精度